

KENOSHA UNIFIED Š. Okk` '4š" †R "

†

®

-

Ç æ

Šê

November 29, 2023





Due to lower birth rates, enrollment has declined by over 4,000 students since 2012

Enrollment is projected to continue declining over the next several years

Funding for schools is directly tied to enrollment
Fewer students = Less funding

Services are currently spread across too many buildings





J Ç à Ç k

4ê à "



†

:

êê'R

Full consensus of closing 5 elementary schools to achieve better utilization and improved efficiency of resources.

Concerns for developing and managing a full PK-8 boundary program, but positive feedback about the possibility of a middle school at the EBSOLA building.

Concerns for meeting the full needs of the displaced Reuther program students.

Questions about potential savings based on the scenarios.

Felt the "big picture" was unclear since the next phases were not presented, questions about building usage after closures.




Šàê Ç · f : Ç ê

	KUSD Boundary Schools Functional Utilization	Projected Boundary Utilization With NO Changes	
	2023	2025	2027
Elementary Schools	64.7%	60.1%	58.7%
Middle Schools	61.5%	58.9%	56.3%
High Schools	78.6%	74.7%	70.9%



Elementary School Boundary Utilization




• EBSOLA- Creative Arts (boundary school only), Jefferson, McKinley, Stocker and Vernon

• Nearly all boundary elementary schools

• Approx: 20%
\$5MM


Elementary Boundary Utilization	Projected Boundary Utilization per Scenario	
	2025	2027
2023	82.3%	80.2%
64.7%		





8 ê ê Ç ; Ç ê RR

We propose the following:







e ææê Šà ' Ç ê R

Recommend closure of Lincoln

Mbve Washington (grades 6-8) from its current location into the EBSOLA building

Not a closure, just a movement with additional school boundary changes

Adjust boundaries at surrounding middle schools to accommodate closure



e ææê Šà „ Ç ê ℝ

Communicate changes to families and answer questions they may have

Support 7th grade families who want to remain at buildings that are staying open but having boundary changes if space permits

Complete parent-initiated transfer process

Align staf ng and enrollment





. ê 'tê ê '8 ê ' .



† ê ê : ' ê ê'

Very small class sizes

Max. of 20 in all core academics, with avg. class size of approx. 15

District & Building funded: 3.0 Counselors and 1.5 Social Workers

Reuther Counselors Only (no social workers) = 1: 121

Bradford with approx. 1,450 students has 4 Counselors = 1: 362

Block Scheduling: Students attend 4 classes daily vs. 7 classes daily

Small school w/ Similar Support Staff: 2 Deans, Instructional Coach, Library Media Teacher (shared), Instructional Technology Teacher (shared), and SRO (Shared).



®

†ê

ê

:

.

ê

ê

Currently, Reuther has 48.88 Staff FTE



®

†ê

ê



Academies target students in need of additional support.

Maintain smaller class sizes with approximately:

- 15 students per class

- 30 students per grade level (9th - 11th)

- 90 per school for a combined total of 270 students

Students in current Reuther CA program would embed into existing high school CA programs, with additional staff allocated to the HS.





O Šà ; Ç ê R

Recommend Reuther options to Board of Education for consideration and possible action.



0 Šà ; Ç ê ℝ

Communicate changes to families and answer questions they may have

Align staffing and enrollment with Board-approved changes




O Šà ; Ç ê RRR

We propose the following:

STEP program from Boys & Girls Club and ITHSA ->
first floor of current Reuther/Harborside building

eSchool -> first floor of current
Reuther/Harborside building

Hillcrest -> Wilson (currently vacated)





J Ç à Ç k

˙ ê Ç R Çà



